

WhatsUp® Gold Total Plus Edition

Availability & Performance Monitoring for Networks, Systems and Applications

DATA SHEET

TOTAL PLUS EDITION FEATURES

- ✓ Discovery
- ✓ Availability & Status
- ✓ Performance Monitoring
- ✓ Alerting
- ✓ Reporting
- ✓ Inventory
- ✓ Advanced Monitoring (WMI, SSH, HTTPS)
- ✓ Wireless Monitoring
- ✓ Cloud Monitoring
- ✓ Storage Monitoring
- ✓ Flow Monitoring
- ✓ Virtual Monitoring
- ✓ Application & Web Monitoring
- ✓ Network Configuration Management
- ✓ Log Management
- ✓ Scalability Pollers
- ✓ REST API

WhatsUp® Gold Total Plus Edition provides complete visibility to the status and performance of applications, network devices and servers in the cloud or on-premises.

Your IT team gets the control, insight and automated resolution needed to:

- Find and fix problems before your users are impacted
- Assure bandwidth is optimized for critical apps and services
- Automate discovery, mapping, monitoring and alerting, inventory and reporting
- Monitor and alert on wired and wireless devices and cloud resources

Automated Discovery & Mapping

WhatsUp Gold Layer 2/3 Discovery identifies all of the devices on your network including your routers, switches, servers, access points and more. WhatsUp Gold features Seed Scan technology which discovers all devices on the network by automatically learning your network topology. It can also discover the network using an IP Range Scan, from a Start and End IP Address and discovers all port-to-port connectivity and network dependencies.

WhatsUp Gold automatically generates Layer 2/3 network maps of your core infrastructure, Windows® infrastructure, wireless infrastructure, cloud resources and more. It monitors wireless LAN Controllers (including the Meraki Wireless Cloud), Access Points, servers, storage devices, printers and more. The unique interactive network map displays your entire IT environment from end-to-end, quickly showing the status of every device and letting you see your end-to-end network health at a glance. Network administrators can click on any device to instantly display its status, properties and assigned monitors, or they can drill-down to dashboards displaying detailed performance data.



WhatsUp Gold Interactive Map

Manage & Monitor Your Infrastructure

WhatsUp Gold continuously monitors the availability and performance of your infrastructure from routers, switches, and firewalls through to your servers, storage devices and applications and your VMware virtual machines. In short, WhatsUp Gold can monitor anything with an IP address that can be accessed with standard monitoring protocols including ICMP, SNMP, WMI, and SSH.



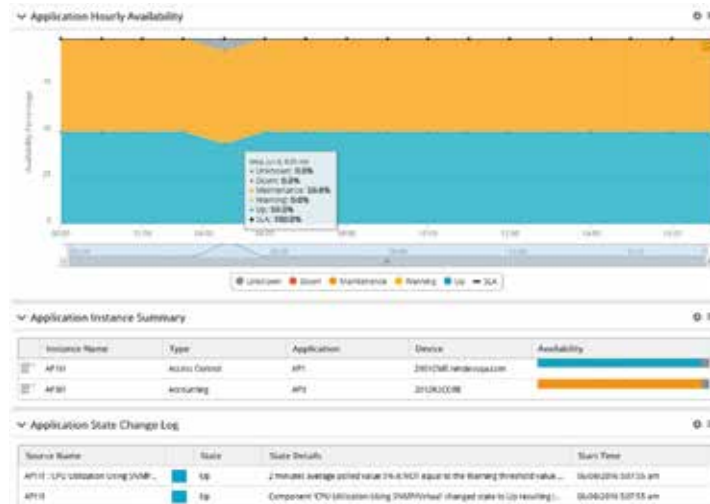
WhatsUp Gold Dashboards

Manage & Monitor Your Cloud Resources

WhatsUp Gold automatically discovers, maps and monitors cloud environments including Amazon Web Services and Azure servers. You can monitor, report and alert on the status and performance of every metric your cloud service collects via its own native API. Not only does this allow you to track cloud resource usage, it also allows you to track cloud billing and show this report on a simple dashboard. As with all WhatsUp Gold data, this can be stored for years in order to track long-term trends - something impossible with the 60 or 90-day metrics most cloud providers support. This extends WhatsUp Gold's proven network monitoring functionality to the hybrid cloud and beyond the premises to ensure consistent traffic across all systems.

Application Monitoring

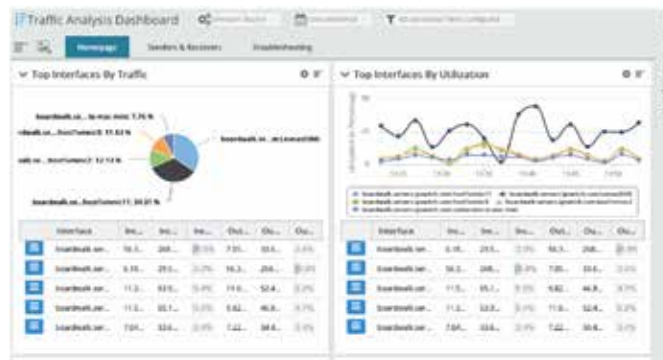
WhatsUp Gold provides turnkey Application Profiles that let you easily monitor availability performance of popular Microsoft applications such as Exchange, SharePoint®, Dynamics, Lync®, SQL Server®, DNS, Internet Information Services (IIS), Active Directory® and Hyper-V® as well as Linux systems and Apache web servers (Linux or Microsoft based). You can also easily create profiles for your in-house applications with an easy-to-use profile tool.



WhatsUp Gold Application Monitoring

Network Traffic Analysis

WhatsUp Gold collects network traffic flow records using Cisco NetFlow, NetFlow-Lite and NSEL, Juniper J-Flow, sFlow, and IPFIX protocols for extensive multi-vendor networks. This allows you to optimize network performance, isolate network traffic anomalies and bottlenecks and establish bandwidth usage policies. WhatsUp Gold monitors, alerts, and reports on interface traffic and bandwidth utilization. It provides detailed and actionable data on the top senders, receivers, conversations, applications, and protocols consuming network bandwidth and also helps secure your network by tracking and reporting on traffic going to Dark Web (Tor) ports and other suspicious connections. WhatsUp Gold also integrates with Progress Flowmon NPMD/NDR to display advanced network performance and traffic analysis data as well as network security detection and response details in native WhatsUp Gold dashboards.



WhatsUp Gold Network Traffic Analysis

Virtual Monitoring

WhatsUp Gold discovers, maps, monitors, alerts and reports on performance for virtual hosts and guests in real-time. It keeps an up-to-date list of all virtual hosts and attributes. It monitors the performance and resource consumption of hosts and guests, including CPU, Memory, Disk and Interface Utilization. It monitors the availability and performance of virtual servers and collects event logs using both VMware and Hyper-V technologies.



WhatsUp Gold Virtual Monitoring

Log Management

WhatsUp Gold Log Management provides easy visibility, management and archiving of device log data and both Windows and syslog events – all integrated into an industry-leading interface. Network administrators can monitor, filter, search and alert on logs for every device in your network while also watching for meta trends like log volume changes. They can also filter and archive logs to any storage locations for any retention period to comply with regulatory requirements and preserve historic data. The result is world-class network monitoring and powerful log management all in one easy-to-use solution. The WhatsUp Gold Log Management functionality lets administrators conveniently manage Windows and System log events and alerts via the customizable WhatsUp Gold interface. Extensive pre- and post-filtering capabilities focus the firehose of logs down to the specific events required while generating alerts when log status or events trigger preset conditions or thresholds.



WhatsUp Gold Log Management

WhatsUp Gold automates configuration and change management for the routers, switches and firewalls on your network. It archives and audits network configurations, and alerts and reports on any changes. Network Administrators can ensure that all devices are running authorized configurations to secure the network and comply with regulatory standards. This reduces the time and costs associated with manual and repetitive configuration and change management tasks. Regular audits can be scheduled to run on network devices in order to prove compliance with archived configurations with out-of-the-box configuration templates.

Smart Alerting & Actions

WhatsUp Gold provides real-time alerts via email, text, Slack and logging. Alerts empower you to proactively respond to problems before they impact users, applications and the business. WhatsUp Gold issues an alert when a device or monitor changes state (e.g., from an up state to a down state) or when a performance threshold is exceeded – for example, when memory utilization exceeds 75 percent. WhatsUp Gold’s “smart” alerting uses the network dependencies automatically identified in the discovery process to eliminate alert storms and quickly identify the root causes of network problems. The WhatsUp Gold Alert Center displays threshold-based alerts in a single dashboard.

You can create action policies for alerts including event logging, email, texting, notifications to Slack, posts to IFTTT and automated self-healing actions such as restarting an application service or any other action that can be initiated by a PowerShell script. WhatsUp Gold even allows you to respond to issues with automated network configuration management actions like backing up or restoring a network device configuration.

Reporting & Inventory

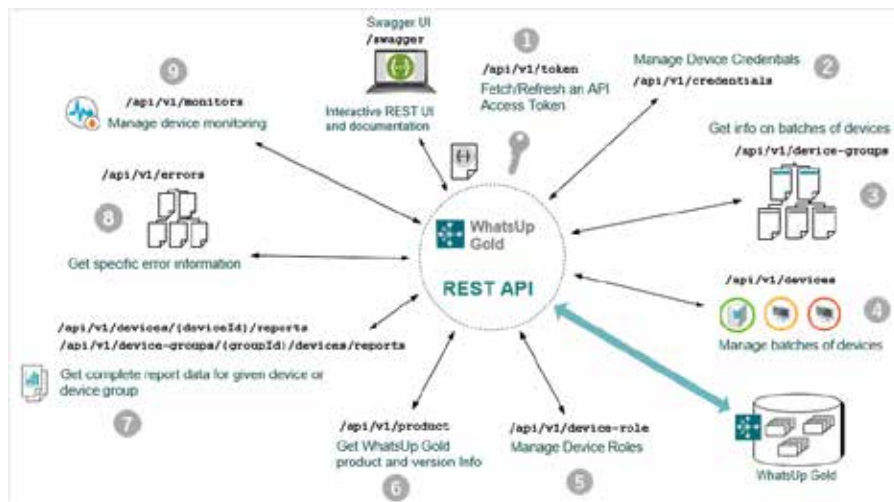
WhatsUp Gold delivers an easy-to-customize reporting environment. You can select from hundreds of out-of-the-box views or easily create drag-and-drop dashboards that provide a quick assessment of overall IT health – even detailed drill-down dashboards to isolate the root causes of performance problems. These dashboards can help you quickly resolve performance problems across your organization.

Real-time Performance Monitors provide for extremely granular reporting when troubleshooting or isolating an issue. These reports can be added to any dashboard view and configured to display real time statistics for any performance monitor. With the flexibility to pause and export data these reports can significantly improve issue resolution times.

WhatsUp Gold also features integrated inventory reporting including hardware inventory, reports on installed software and updates, warranty reports, and more. These reports save both time and money and can decrease year-end IT inventory activities from weeks to minutes. The reports will also help you find under-utilized hardware resources that can be redeployed and identify unlicensed software to avoid expensive true-up costs.

REST API

WhatsUp Gold includes a powerful REST API that makes it easy to manage and integrate WhatsUp Gold with other systems. An extensive suite of outbound REST API calls let users leverage REST to provide information to WhatsUp Gold from other 3rd-party systems. This extends integration to the application level, making it simple to seamlessly integrate functionality with 3rd-party applications like Salesforce, Office 365 and others. As well, inbound REST API calls let you automate your workload by extracting specific data from WhatsUp Gold or inputting information from a separate system or script. You can extract current status information for use by another system, automatically put devices into maintenance mode before making changes, add or remove devices, add monitors, and more.



For a Free Trial Please Visit:
www.whatsupgold.com/trial

Benelux Partner:
SCOS Software BV
Polarisavenue 53
2132 JH HOOFFDORP
The Netherlands

www.scos.nl
info@scos.nl

About Progress

Dedicated to propelling business forward in a technology-driven world, Progress (Nasdaq: PRGS) helps businesses drive faster cycles of innovation, fuel momentum and accelerate their path to success. As the trusted provider of the best products to develop, deploy and manage high-impact applications, Progress enables customers to develop the applications and experiences they need, deploy where and how they want and manage it all safely and securely. Hundreds of thousands of enterprises, including 1,700 software companies and 3.5 million developers, depend on Progress to achieve their goals—with confidence. Learn more at www.progress.com, and follow us on [LinkedIn](#), [YouTube](#), [Twitter](#), [Facebook](#) and [Instagram](#).

Worldwide Headquarters

Progress, 14 Oak Park,
Bedford, MA 01730 USA
Tel: +1-800-477-6473

www.progress.com

[facebook.com/progresssw](https://www.facebook.com/progresssw)
twitter.com/progresssw
[youtube.com/progresssw](https://www.youtube.com/progresssw)
[linkedin.com/company/progress-software](https://www.linkedin.com/company/progress-software)
[instagram.com/progress_sw/](https://www.instagram.com/progress_sw/)